


**GUY ENDS**

Series 40000

**GENERAL DESCRIPTION**

Guy Ends are designed for the guying of poles in the construction of power and communication lines. Guy Ends are designed for use with standard guy strands one inch diameter or less, produced to ASTM A.475 or CSA G12 specifications. Both Guy Ends and the guy strand itself have a left-hand lay. Requirements for Guy Ends for strands other than those described above should be referred to the factory.

**PERFORMANCE**

Guy Ends develop the full rated strength of strands manufactured to ASTM A.475 Extra High Strength and CSA G12 grade 180 specifications.


Guy Ends may be removed and reapplied twice after initial installation to retension guys strands. Should it become necessary to remove a Guy End after it has been installed for a period of three months, it should be replaced with a new Guy End.

# GALVANIZED STEEL GUY ENDS

(ZINC COATED CLASS "A")



Designed for use on: Guy Strands related to ASTM A.475 or CSA G12 specifications



Catalog Number	Strand		Data		Properties		Packaging per box	
	Nominal Size (inches)	Construction	Mean Diameter (inches)	Strength (Lbs)	Color "C"	Length (inches) "L"	Units	Weight (Lbs)
40100	3/16	7-WIRE	0.195	3990	RED	20	100	20
40150	7/32	7-WIRE	0.216	5400	GREEN	22	100	25
40200	1/4	3 OR 7-WIRE	0.249	6650	YELLOW	25	50	17
40250	9/32	7-WIRE	0.285	8950	BLUE	28	50	27
40300	5/16	3 OR 7-WIRE	0.327	11200	BLACK	30	50	35
40350	3/8	3 OR 7-WIRE	0.36	15400	ORANGE	35	50	52
40360	3/8	3 OR 7-WIRE	0.36	15400	ORANGE	37	50	55
40400	7/16	7-WIRE	0.432	20800	GREEN	38	50	40
40450	1/2	7 OR 19-WIRE	0.495	26900	BLUE	45	25	63




# GALVANIZED STEEL GUY ENDS

(ZINC COATED CLASS "B")



Designed for use on: Guy Strands related to ASTM A.475 or CSA G12 specifications



Catalog Number	Strand		Data		Properties		Packaging per box	
	Nominal Size (inches)	Construction	Mean Diameter (inches)	Strength (Lbs)	Color "C"	Length (inches) "L"	Units	Weight (Lbs)
40101	3/16	7-WIRE	0.195	3990	RED	20	100	20
40151	7/32	7-WIRE	0.216	5400	GREEN	22	100	25
40201	1/4	3 OR 7-WIRE	0.249	6650	YELLOW	25	50	17
40251	9/32	7-WIRE	0.285	8950	BLUE	28	50	27
40301	5/16	3 OR 7-WIRE	0.327	11200	BLACK	30	50	35
40351	3/8	3 OR 7-WIRE	0.36	15400	ORANGE	35	50	52
40361	3/8	3 OR 7-WIRE	0.36	15400	ORANGE	37	50	55
40401	7/16	7-WIRE	0.432	20800	GREEN	38	50	40
40451	1/2	7 OR 19-WIRE	0.495	26900	BLUE	45	25	63




# GALVANIZED STEEL GUY ENDS

(ZINC COATED CLASS "C")



Designed for use on: Guy Strands related to ASTM A.475 or CSA G12 specifications




Catalog Number	Strand		Data		Properties		Packaging per box	
	Nominal Size (inches)	Construction	Mean Diameter (inches)	Strength (Lbs)	Color " C "	Length (inches) " L "	Units	Weight (Lbs)
40102	3/16	7-WIRE	0.195	3990	RED	20	100	20
40152	7/32	7-WIRE	0.216	5400	GREEN	22	100	25
40202	1/4	3 OR 7-WIRE	0.249	6650	YELLOW	25	50	17
40252	9/32	7-WIRE	0.285	8950	BLUE	28	50	27
40302	5/16	3 OR 7-WIRE	0.327	11200	BLACK	30	50	35
40352	3/8	3 OR 7-WIRE	0.36	15400	ORANGE	35	50	52
40362	3/8	3 OR 7-WIRE	0.36	15400	ORANGE	37	50	55
40402	7/16	7-WIRE	0.432	20800	GREEN	38	50	40
40452	1/2	7 OR 19-WIRE	0.495	26900	BLUE	45	25	63



# ALUMINUM CLAD STEEL GUY ENDS



Designed for use on: Aluminum Clad Steel Guy Strands related to ASTM B.415  
Left Hand Lay



Catalog Number	Diameter Range (inches)		Ultimate Breaking Strength (UBS) (Lbs)	Aluminum Clad Steel Guy Strands Type and Construction	Properties		Packaging per box	
	Min	Max			Color "C"	Length (inches) "L"	Units	Weight (Lbs)
42080	0.174	0.181	2280	3 / 1 6 , 3 # 1 2	ORANGE	18	100	21
42150	0.219	0.23	4530	4 M , 3 # 1 0	GREEN	21	50	20
42200	0.237	0.247	6000	1 / 4 , 6 M , 3 # 9	YELLOW	24	50	20
42250	0.27	0.28	8000	8 M , 3 # 8	BLUE	24	50	22
42270	0.303	0.313	10000	5 / 1 6 , 1 0 M , 3 # 7 , 7 # 9	BLACK	26	50	29
42310	0.325	0.336	11500	1 1 . 5 M	GREEN	26	50	30
42330	0.343	0.355	12630	1 2 . 5 M , 3 # 6 , 7 # 1 0	YELLOW	29	50	41
42350	0.356	0.364	14000	1 4 M	BLUE	31	50	53
42360	0.38	0.394	16000	3 / 8 , 1 6 M , 3 # 5 , 7 # 8	ORANGE	32	50	55



## ALUMINUM CLAD STEEL GUY ENDS

Catalog Number	Diameter Range (inches)		Ultimate Breaking Strength (UBS)	Aluminum Clad Steel Guy Strands Type and Construction	Properties		Packaging per box	
	Min	Max			Color " C "	Length (inches) " L "	Units	Weight (Lbs)
42080	0.174	0.181	2280	3 / 1 6 , 3 # 1 2	ORANGE	18	100	21
42150	0.219	0.23	4530	4 M , 3 # 1 0	GREEN	21	50	20
42200	0.237	0.247	6000	1 / 4 , 6 M , 3 # 9	YELLOW	24	50	20
42250	0.27	0.28	8000	8 M , 3 # 8	BLUE	24	50	22
42270	0.303	0.313	10000	5 / 1 6 , 1 0 M , 3 # 7 , 7 # 9	BLACK	26	50	29
42310	0.325	0.336	11500	1 1 . 5 M	GREEN	26	50	30
42330	0.343	0.355	12630	1 2 . 5 M , 3 # 6 , 7 # 1 0	YELLOW	29	50	41
42350	0.356	0.364	14000	1 4 M	BLUE	31	50	53
42360	0.38	0.394	16000	3 / 8 , 1 6 M , 3 # 5 , 7 # 8	ORANGE	32	50	55
42380	0.41	0.426	18000	1 8 M	BLACK	34	25	37
42400	0.427	0.442	19060	7 / 1 6 , 7 # 7	GREEN	36	25	40
42420	0.443	0.459	20000	2 0 M	YELLOW	37	25	55
42450	0.475	0.494	22730	1 / 2 , 7 # 6	BLUE	42	25	60
42460	0.495	0.515	27190	1 9 # 1 0	GREEN	44	25	62
42480	0.516	0.536	25000	2 5 M	RED	47	20	66
42490	0.537	0.555	27030	7 # 5	YELLOW	48	20	67
42500	0.556	0.57	30000	9 / 1 6	BLUE	49	15	68
42520	0.571	0.591	34290	1 9 # 9	ORANGE	50	20	68
42540	0.592	0.612			GREEN	50	15	50
42550	0.613	0.635	40000	5/8	YELLOW	54	10	49
42560	0.636	0.661	43240	1 9 # 8	BLACK	56	10	50

## ALUMINUM CLAD STEEL GUY ENDS

Catalog Number	Diameter Range (inches)		Ultimate Breaking Strength (UBS)	Aluminum Clad Steel Guy Strands Type and Construction	Properties		Packaging per box	
	Min	Max	UBS (Lbs)	Alumoweld Strands	Color " C "	Length (inches) " L "	Units	Weight (Lbs)
42080	0.174	0.181	2280	3 / 1 6 , 3 # 1 2	ORANGE	18	100	21
42150	0.219	0.23	4530	4 M , 3 # 1 0	GREEN	21	50	20
42200	0.237	0.247	6000	1 / 4 , 6 M , 3 # 9	YELLOW	24	50	20
42250	0.27	0.28	8000	8 M , 3 # 8	BLUE	24	50	22
42270	0.303	0.313	10000	5 / 1 6 , 1 0 M , 3 # 7 , 7 # 9	BLACK	26	50	29
42310	0.325	0.336	11500	1 1 . 5 M	GREEN	26	50	30
42330	0.343	0.355	12630	1 2 . 5 M , 3 # 6 , 7 # 1 0	YELLOW	29	50	41
42350	0.356	0.364	14000	1 4 M	BLUE	31	50	53
42360	0.38	0.394	16000	3 / 8 , 1 6 M , 3 # 5 , 7 # 8	ORANGE	32	50	55
42380	0.41	0.426	18000	1 8 M	BLACK	34	25	37
42400	0.427	0.442	19060	7 / 1 6 , 7 # 7	GREEN	36	25	40
42420	0.443	0.459	20000	2 0 M	YELLOW	37	25	55
42450	0.475	0.494	22730	1 / 2 , 7 # 6	BLUE	42	25	60
42460	0.495	0.515	27190	1 9 # 1 0	GREEN	44	25	62
42480	0.516	0.536	25000	2 5 M	RED	47	20	66
42490	0.537	0.555	27030	7 # 5	YELLOW	48	20	67
42500	0.556	0.57	30000	9 / 1 6	BLUE	49	15	68
42520	0.571	0.591	34290	1 9 # 9	ORANGE	50	20	68
42540	0.592	0.612			GREEN	50	15	50
42550	0.613	0.635	40000	5/8	YELLOW	54	10	49
42560	0.636	0.661	43240	1 9 # 8	BLACK	56	10	50